

# ISI-ABC2 Series

"ALL BASES COVERED" INVERTER



**Inverter Systems, Inc.**

WWW.INVERTERSYSTEMSINC.COM

## MINI EMERGENCY POWER 110 AND 220 MODELS


For LED, Incandescent, Induction, and  
Fluorescent



UL 924 Listed  
Self-Testing  
Self-Diagnostic




Less than  
1.0 Second  
Transfer Time



**ABC2 Mini**

Packs exceptional functionality into a compact housing, available in 110 or 220 watt capacities.



**ABC2 Mini Recessed**

Delivers all the features offered by the ABC2 Mini 110 can be installed in areas where low-profile functionality is required.



**ABC2 Mini T-Line**

Matches the Mini 110 on features and has been specifically designed for use with T-bar ceilings blending in beautifully.

### STANDARD FEATURES

- UL924 Listed
- 98% Efficiency at Full Rated Load (Line)
- Maintenance free, sealed lead-calcium battery (10 year life)
- Less than 1.0 second transfer time
- 90 minutes standard runtime
- "Soft start" design reduces fixture inrush current
- Normally-on or normally-off load output
- Protection: Low voltage battery disconnect protects battery from being damaged by deep discharge during prolonged power failures
- Momentary test switch
- LED Indicators: AC-ON, Charge-ON, and Inverter-ON
- Cooling: Natural convection - No fans
- Structure: Heavy duty steel cabinet is finished in white baked on powder paint providing scratch and corrosion resistance.

### SPECIFICATIONS

- **Input** Voltage: Field Selectable at 120VAC or 277VAC  $\pm 10\%$   
Frequency: 60 Hz  $\pm 2$ Hz  
Protection: AC Line Fuses
- **Output** Voltage: 120VAC or 277VAC, 60 Hz  
Distortion: Less than 3% THD  
Frequencies: 60 Hz  $\pm 0.3$  Hz during emergency cycle.  
Waveform: Sinusoidal (digitally controlled)  
Protection: Line and inverter fuses.
- **Battery Voltage** 24 VDC for ABC2-110 and 48 VDC for ABC2-220
- **Static Voltage:**  $\pm 5\%$  during battery discharge. 0-100% linear load.
- **Load Power Factor:** 0.44 lead to 0.44 lag.
- **Operating Temp:** 20 to 30°C
- **Altitude:** <10,000 feet above sea level without derating
- **Relative humidity:** <95% non-condensing
- **Charger Type:** Fully automatic, temperature compensated, dual-mode.
- **Power consumption:** 15w max (2.5w standby) for 110 model and 30w max (5w standby) for 220 model.
- **Recharge Duty Cycle:** Meets UL924 requirements
- **Battery Circuit Breaker:** Also used as battery isolator
- **Safety Circuitry:** AC lockout prevents battery discharge prior to initial unit power-up

# ISI-ABC2 SERIES

Mini Emergency Power Source  
Systems 110 VA/W to 220 VA/W

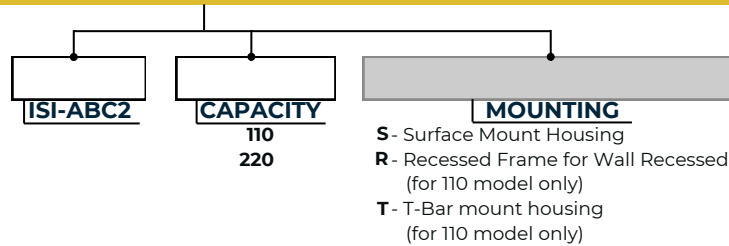


**Inverter Systems, Inc.**

WWW.INVERTERSYSTEMSINC.COM

## ORDERING GUIDE

EXAMPLE MODEL # ISI-ABC2-110-T



= Required feature for part number.



= Optional feature. Not required for part number.

## WARRANTY

Inverter Systems, Inc. warrants the ISI-ABC2 electronics assembly (except batteries) against defects in material and workmanship for a period of three years from date of shipment. Inverter Systems, Inc. will either repair or replace any properly installed ISI-ABC2 system which fails under normal operating conditions provided that it is returned to the factory, transportation prepaid, and our inspection determines it to be defective under the terms of this warranty. The warranty covers only equipment other than batteries manufactured by Inverter Systems, Inc. and does not extend to transportation, installation or replacement charges, nor does it apply to any other equipment of another manufacturer used in conjunction with ISI equipment. No other warranty expressed or implied exists beyond that included in this statement.

## BATTERY WARRANTY

Sealed lead calcium batteries carry a 1 year full, 7 year pro-rated limited warranty.

**Important note:** Battery warranty is limited to certain environmental, operational and installation limitations.

## DIMENSIONS

Electronics Module					Charger Power Consumption (Charger only)		Battery Voltage
Partial Model Number	Power Rating (VA / W)	Cabinet Dimensions					
		Width (inches)	Height (inches)	Depth (inches)	Base	Standby	
ISI-ABC2-110	110	16 ¾	11 ¾	4 ⅜	15w max	2.5	24
ISI-ABC2-110-R	110	18 ⅛	13 ⅛	- - -	15w max	2.5	24
ISI-ABC2-110-T	110	23 ⅛	8	6 ⅛	15w max	2.5	24
ISI-ABC2-220	220	16 ¾	11 ¾	6 ⅜	30w max	5	48