

Cover the Bases

Mini electrical inverter system for powering up to 220 Watts/250VA of incandescent, fluorescent, induction or LED lighting loads. Pulse width modulated (PWM) output design provides clean, 60Hz sinusoidal emergency power to loads. Models are available for surface, recessed, or T-grid.

Fully Featured

For powering incandescent, fluorescent, induction and LED fixtures.

Sinusoidal output eliminates compatibility problems.

Universal 120/277VAC, 60Hz, input/output.

“Soft start” design reduces fixture inrush current.

May be installed 1000 feet from controlled fixtures.

Lumen output from fixture is 100% of nominal.

Compatible with dimming ballasts.

Normally-on and/or normally-off load output.

Emergency fixtures can be on, off, or switched.

Solid-state, line latched low voltage disconnect provides protection against battery deep discharge.

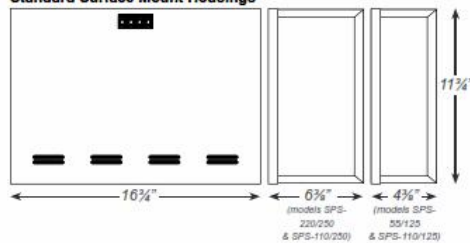
Long life, maintenance-free lead-calcium battery.

Momentary test switch.

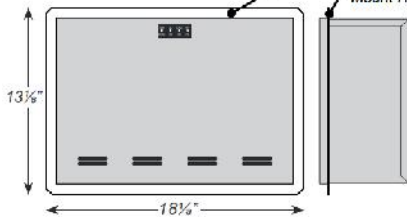
AC-ON, Charge-On and Inverter-ON LED indicators.

DIMENSIONS


Standard Surface Mount Housings



Optional Recessed Mount Housing



Optional Ceiling T-grid Mount Housing



STANDARD



Three Models to Choose From

ABC2 Mini

The ABC2 Mini packs exceptional functionality into a compact housing, available in 110 or 220 watt capacities.



ABC2 Mini Recessed

Delivers all the features offered by the ABC Mini 110 can be installed in areas where low-profile functionality is required.



ABC2 Mini T-Line

The ABC Mini T-Line matches the Mini 110 on features and has been specifically designed for use with T-bar ceilings—blending in beautifully.



ISI - ABC2

“ALL BASES COVERED” INVERTER

Mini Emergency Power Source for LED, Incandescent, and Fluorescent

Specifications

INPUT

Input Voltages: 120 or 277 VAC +/- 10%

Frequency: 60Hz +/- 2 Hz

Input Protection: AC Line Fuses

BATTERY

Type: Sealed lead-calcium (10 year life)

Battery Voltage: 24VDC for ABC2-110 and 48VDC for ABC2-220

Runtime: 90 minutes standard

Protection: Low voltage battery disconnect protects battery from being damaged by deep discharge during prolonged power failures.

CHARGER

Type: Fully automatic, temperature compensated, dual-mode

Power consumption (Charger only):

15W max (2.5W standby) for ABC2-110 model

30W max (5W standby) for ABC2-220 model

Recharge Duty Cycle: Meets UL924 requirements

Battery Circuit Breaker: Also used as battery isolator

Controls: Momentary test switch, AC-ON, Charge-ON, and Inverter-ON LED indicator lights

Safety Circuitry: AC Lockout prevents battery discharge prior to initial unit power-up.

OUTPUT

Output Voltage: 120 or 277 VAC, 60 Hz

Efficiency Rating: 98% at full rated load (line)

Waveform: Sinusoidal (digitally controlled)

Static Voltage: +/-5% during battery discharge. 0-100% linear load.

Transfer Time: Less than 1.0 second

Output Distortion: Less than 3% THD

Output Frequencies: 60Hz +/-0.3HZ during emergency cycle.

Load Power Factor: 0.44 lead to 0.44 lag

Output Protection: Line and inverter fuses

ENVIRONMENTAL

Operating Temp: 20 to 30 degrees centigrade

Altitude: <10,000 feet above sea level without derating

Relative Humidity: <95 % non-condensing

PHYSICAL

Cooling: Natural convection-No fans

Cabinet: Heavy duty steel cabinet is finished in white baked-on powder paint providing scratch and corrosion resistance.

Ordering Guide

ABC2-110

110 watt, 120/277 VAC


ABC2-220

220 watt, 120/277 VAC

Options

- S Surface mount housing
- R Recessed frame for wall recessed (110W only)
- T T-bar mount housing (110W only)

SYSTEM STATUS MONITORING PANEL



WARRANTY:

Electronics Assembly

Inverter Systems, Inc. warrants the ISI-ABC2 electronics assembly (except batteries) against defects in material and workmanship for a period of three years from date of shipment. Inverter Systems, Inc. will either repair or replace any properly installed ISI-ABC2 system which fails under normal operating conditions provided that it is returned to the factory, transportation prepaid, and our inspection determines it to be defective under the terms of this warranty.

The warranty covers only equipment other than batteries manufactured by Inverter Systems, Inc. and does not extend to transportation, installation or replacement charges, nor does it apply to any other equipment of another manufacturer used in conjunction with ISI equipment. No other warranty expressed or implied exists beyond that included in this statement.

Battery Warranty

Sealed lead calcium batteries carry a 1 year full, 7 year pro-rated limited warranty. Important note: Battery warranty is limited to certain environmental, operational and installation limitations.



www.invertersystemsinc.com

329 Otter Street, Bristol, PA 19007 • Tele: (215) 788-8870 • Fax: (215) 788-8873

ISI