

Project:	
Type:	
Catalog #:	



STANDARD FEATURES



The LEDHB100 is an LED I-beam high bay luminaire designed to illuminate commercial, industrial & retail settings such as warehouses, manufacturing plants, sporting venues and big-box retailers. With a painted, steel housing, the LEDHB100 provides durability and high performance. High-efficacy, long-life LEDs provide both energy and maintenance cost savings compared to traditional, HID high bays.

FEATURES

- Available in 4000k (neutral white) and 5000k (cool white) color temperatures.*
- Long-life LEDs provide 122,000 hours of operation with at least 70% of initial lumen output (L₇₀).**
- Delivers 27,820 lumens from 200 watts input (139 lumens per watt) at both 4000k & 5000k.*
- Universal 120-277 AC voltage (50-60Hz) is standard.
- Step-down transformers are required for 347-480V applications. Use optional transformer cover box for enclosed wire connections (see page two for details).
- 0-10vdc dimming drivers are standard.
- Power factor > 0.90.
- Total harmonic distortion < 20%.
- Color rendering index > 80.
- Painted steel housing.
- Options include pendant-mounting kits, surface-mounting kits, diffused lenses, and steel wire-guard kits.
- Easy installation in new construction or retrofit.

* Contact factory for other color temperatures and lumen packages.

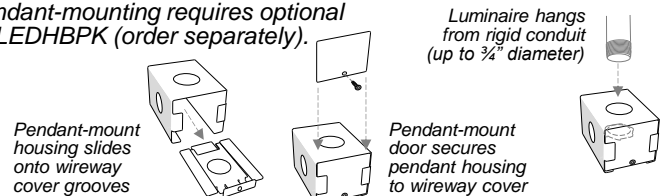
** L₇₀ hours are IES TM-21-11 calculated hours.

WARRANTY & LISTINGS

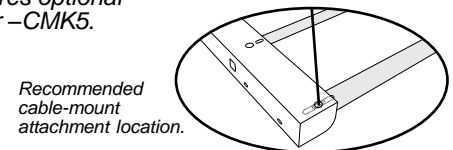
- cFUS listed to applicable U.L. standards. Listed for damp locations. Suitable for ambient temperatures from -20°C to 50°C (-4°F to 122°F).
- DLC premium approved.
- Complies with RoHS (Restriction on Hazardous Substances) requirements.
- Complies with FCC Part 15, class A.
- Complies with IEEE C.62.41-1991, input transient protection (2.5kV).
- 5-year warranty of all electronics and housing.

MOUNTING OPTIONS

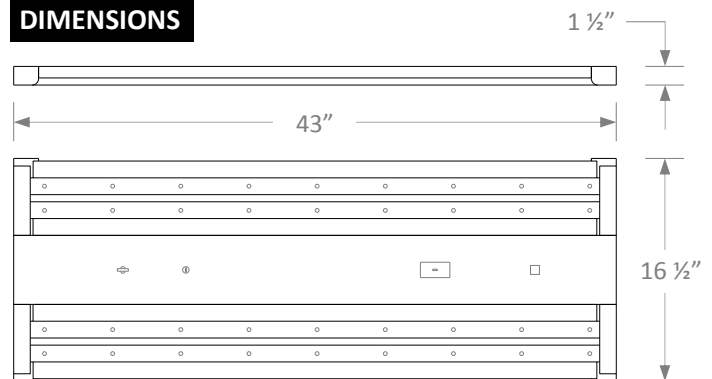
- Suspension from chains (1/8" chain material, 38" long) is standard. V-hangers, which attach the chain to the luminaire, are included.
- Luminaire can be surface-mounted using pre-drilled mounting holes in the housing.
- Pendant-mounting requires optional kit LEDHBPK (order separately).



- Cable-mounting requires optional kit LEDFHB-CMK3 or -CMK5.



DIMENSIONS



Weight: 13 lb.

ORDERING INFORMATION

Example: LEDHB200-4K-MVDIM10V + LEDHBPK + LEDHB160/200-LENS + KTAT-250-480-277/A + LEDPNL-EMBRKT
(200 watt high bay, 4000k, 0-10vdc dimming + pendant-mount kit + lens assembly + 250W transformer + transformer cover box)

Model	Color Temperature	Luminaire Lumens	Luminaire Watts	Lumens Per Watt	Driver	Options (Order Separately)
LEDHB200	4K = 4000k	27,820	200	139	MVDIM10V = Universal 120-277 AC voltage, 0-10vdc dimming	LEDHBPK = Pendant-mounting kit
	5K = 5000k	27,820	200	139		LEDHB160/200-LENS = Diffused Lens Assembly
						LEDHB160/200-WG = Steel wire guard, white
						LEDFHB-CMK3 = Cable-mounting kit, 3 meters long
						LEDFHB-CMK5 = Cable-mounting kit, 5 meters long
						KTAT-250-480-277/A = 347/480V to 277V transformer, 250W
						KTAT-375-480-277/A = 347/480V to 277V transformer, 375W
						BLPSDTX-COVER = Transformer cover box

ELECTRICAL DATA

Model	Color Temperature	CRI ¹	Luminaire Lumens	Luminaire Watts	Lumens Per Watt	Input Voltage ²	Input Current (A)			Power Factor	THD ³	L ₇₀ Hours ⁴
							120V	240V	277V			
LEDHB200-4K-MVDIM10V	4000k	> 80	27,820	200	139	120-277	1.67	0.83	0.72	> 90%	< 20%	122,000
LEDHB200-5K-MVDIM10V	5000k	> 80	27,820	200	139	120-277	1.67	0.83	0.72	> 90%	< 20%	122,000

¹ Color rendering index.

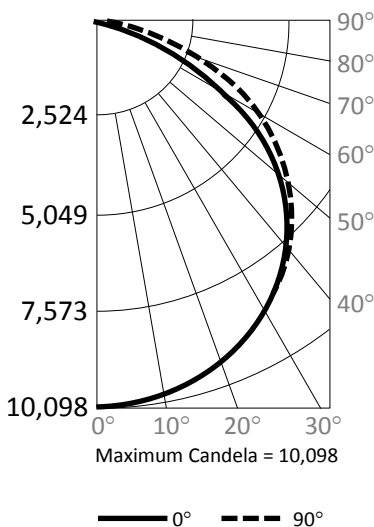
² All 50-60Hz.

³ Total harmonic distortion.

⁴ L₇₀ refers to the number of hours at which lumen output declines to 70% of the initial level. L₇₀ hours are IES TM-21-11 calculated hours.

PHOTOMETRIC DATA

LEDHB200-5K-MV (27,820 Lumens)



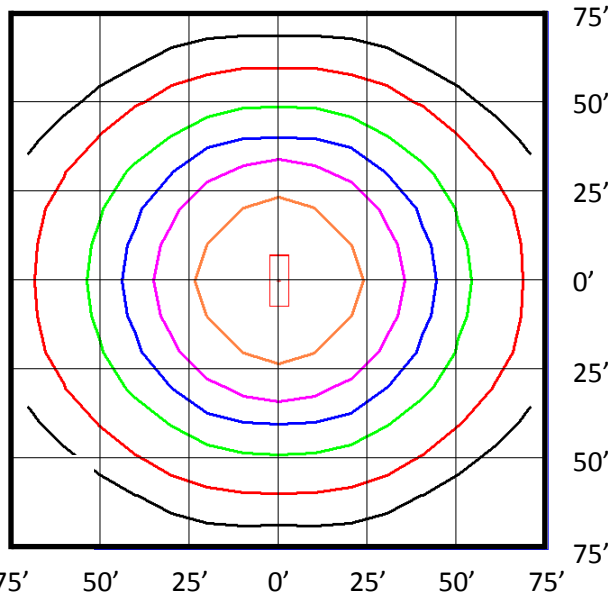
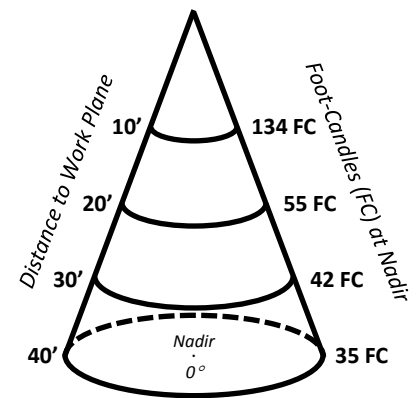
Candlepower Summary

	0°	90°
0°	10,098	10,098
10°	9,891	9,990
20°	9,397	9,543
30°	8,664	8,792
40°	7,652	7,785
50°	6,197	6,471
60°	3,468	4,824
70°	1,344	2,874
80°	286	1,031
90°	0	0

Zonal Lumen Summary

Zone	Lumens	% Fixture
0° - 10°	941	3.4%
0° - 20°	3,645	13.1%
0° - 30°	7,777	28.0%
0° - 40°	12,840	46.2%
0° - 50°	18,177	65.3%
0° - 60°	22,943	82.5%
0° - 70°	26,145	94.0%
0° - 80°	27,546	99.0%
0° - 90°	27,820	100.0%
90° - 180°	0	0.0%
0° - 180°	27,820	100.0%

Cone of Light



Notes:

- Isofootcandle plots depict initial footcandles at grade.
- Gridlines represent units of mounting height of 25 feet.

Transformer Cover Box:

- Attach transformer to cover box.
- Make wiring connections.
- Attach transformer cover box assembly to luminaire driver enclosure.

