

Project:	
Type:	
Catalog #:	

## STANDARD FEATURES



The LEDHB100 is an LED I-beam high bay luminaire designed to illuminate commercial, industrial & retail settings such as warehouses, manufacturing plants, sporting venues and big-box retailers. With a painted, steel housing, the LEDHB100 provides durability and high performance. High-efficacy, long-life LEDs provide both energy and maintenance cost savings compared to traditional, HID high bays.

## FEATURES


- Available in 4000k (neutral white) and 5000k (cool white) color temperatures.\*
- Long-life LEDs provide 122,000 hours of operation with at least 70% of initial lumen output (L<sub>70</sub>).\*\*
- Delivers 13,910 lumens from 100 watts input (139 lumens per watt) at both 4000k & 5000k.\*
- Universal 120-277 AC voltage (50-60Hz) is standard.
- Step-down transformers are required for 347-480V applications. Use optional transformer cover box for enclosed wire connections (see page two for details).
- 0-10vdc dimming drivers are standard.
- Power factor > 0.90.
- Total harmonic distortion < 20%.
- Color rendering index > 80.
- Painted steel housing.
- Options include pendant-mounting kits, surface-mounting kits, diffused lenses, and steel wire-guard kits.
- Easy installation in new construction or retrofit.

\* Contact factory for other color temperatures and lumen packages.

\*\* L<sub>70</sub> hours are IES TM-21-11 calculated hours.

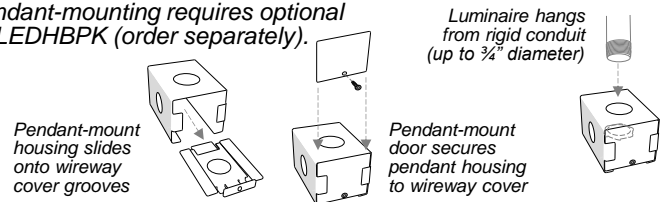
## WARRANTY & LISTINGS

- cETLus listed to applicable U.L. standards. Listed for damp locations. Suitable for ambient temperatures from -20°C to 50°C (-4°F to 122°F).
- DLC premium approved.
- Complies with RoHS (Restriction on Hazardous Substances) requirements.
- Complies with FCC Part 15, class A.
- Complies with IEEE C.62.41-1991, input transient protection (2.5kV).
- 5-year warranty of all electronics and housing.

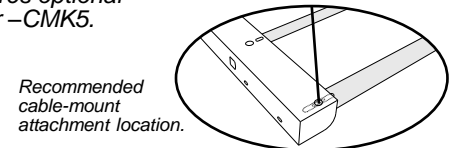


## MOUNTING OPTIONS

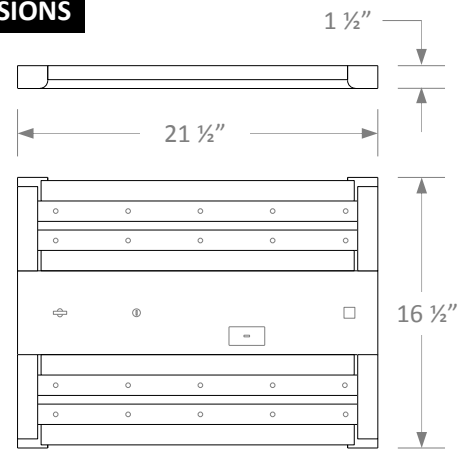
- Suspension from chains (1/8" chain material, 38" long) is standard. V-hangers, which attach the chain to the luminaire, are included.
- Luminaire can be surface-mounted using pre-drilled mounting holes in the housing.
- Pendant-mounting requires optional kit LEDHBPK (order separately).



- Cable-mounting requires optional kit LEDFHB-CMK3 or -CMK5.



## DIMENSIONS



Weight: 7.2 lb.

## ORDERING INFORMATION

Example: LEDHB100-4K-MVDIM10V + LEDHBPK + LEDHB100-LENS + KTAT-250-480-277/A + LEDPNL-EMBRKT  
(100 watt high bay, 4000k, 0-10vdc dimming + pendant-mount kit + lens assembly + 250W transformer + transformer cover box)

Model	Color Temperature	Luminaire Lumens	Luminaire Watts	Lumens Per Watt	Driver	Options (Order Separately)
LEDHB100	4K = 4000k	13,910	100	139	MVDIM10V = Universal 120-277 AC voltage, 0-10vdc dimming	LEDHBPK = Pendant-mounting kit
	5K = 5000k	13,910	100	139		LEDHB100-LENS = Diffused Lens Assembly
						LEDHB100-WG = Steel wire guard, white
						LEDFHB-CMK3 = Cable-mounting kit, 3 meters long
						LEDFHB-CMK5 = Cable-mounting kit, 5 meters long
						KTAT-250-480-277/A = 347/480V to 277V transformer, 250W
						KTAT-375-480-277/A = 347/480V to 277V transformer, 375W
						BLPSDTX-COVER = Transformer cover box

## ELECTRICAL DATA

Model	Color Temperature	CRI <sup>1</sup>	Luminaire Lumens	Luminaire Watts	Lumens Per Watt	Input Voltage <sup>2</sup>	Input Current (A)			Power Factor	THD <sup>3</sup>	L <sub>70</sub> Hours <sup>4</sup>
							120V	240V	277V			
LEDHB100-4K-MVDIM10V	4000k	> 80	13,910	100	139	120-277	0.83	0.42	0.36	> 90%	< 20%	122,000
LEDHB100-5K-MVDIM10V	5000k	> 80	13,910	100	139	120-277	0.83	0.42	0.36	> 90%	< 20%	122,000

<sup>1</sup> Color rendering index.

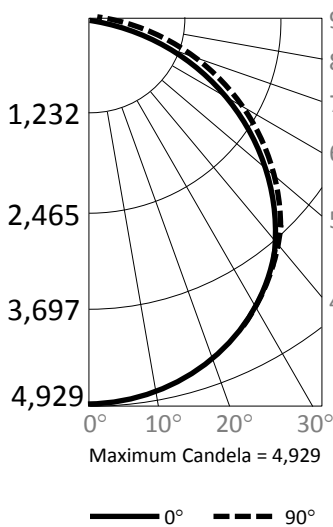
<sup>2</sup> All 50-60Hz.

<sup>3</sup> Total harmonic distortion.

<sup>4</sup> L<sub>70</sub> refers to the number of hours at which lumen output declines to 70% of the initial level. L<sub>70</sub> hours are IES TM-21-11 calculated hours.

## PHOTOMETRIC DATA

### LEDHB100-5K-MV (13,910 Lumens)



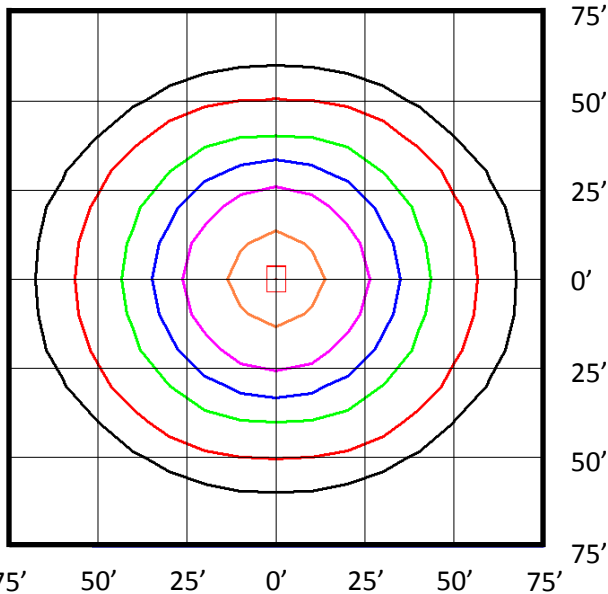
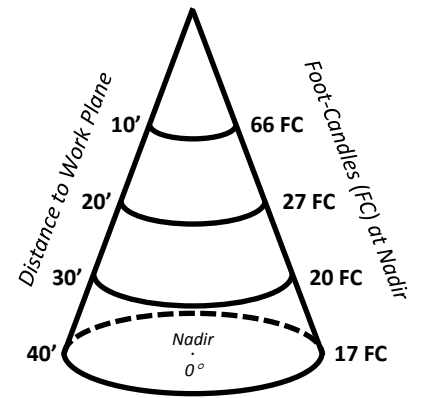
### Candlepower Summary

	0°	90°
0°	4,929	4,929
10°	4,804	4,882
20°	4,556	4,646
30°	4,191	4,282
40°	3,719	3,776
50°	2,895	3,137
60°	1,877	2,309
70°	876	1,350
80°	292	425
90°	0	0

### Zonal Lumen Summary

Zone	Lumens	% Fixture
0° - 10°	474	3.4%
0° - 20°	1,833	13.2%
0° - 30°	3,910	28.1%
0° - 40°	6,453	46.4%
0° - 50°	9,130	65.6%
0° - 60°	11,508	82.7%
0° - 70°	13,104	94.2%
0° - 80°	13,780	99.1%
0° - 90°	13,910	100.0%
90° - 180°	0	0.0%
0° - 180°	13,910	100.0%

### Cone of Light



### Foot Candles

5.0
2.0
1.0
0.5
0.2
0.1

### Notes:

- Isofootcandle plots depict initial footcandles at grade.
- Gridlines represent units of mounting height of 25 feet.

### Transformer Cover Box:

- Attach transformer to cover box.
- Make wiring connections.
- Attach transformer cover box assembly to luminaire driver enclosure.

