

Project:	
Type:	
Catalog #:	



## STANDARD



The LEDFHB135 is a full-body, premium-performance LED high bay luminaire. It is designed to illuminate a wide variety of settings, including commercial, industrial & retail settings such as warehouses, manufacturing plants, sporting venues and big-box retailers. With a painted, steel housing, the LEDFHB135 provides high levels of durability and performance. High-efficacy, long-life LEDs provide both energy and maintenance cost savings compared to traditional, HID high bays.

## FEATURES

- Available in 4000k (neutral white) and 5000k (cool white) color temperatures.\*
- Long-life LEDs provide 122,000 hours of operation with at least 70% of initial lumen output (L<sub>70</sub>).\*\*
- Delivers 18,630 lumens (138 lumens per watt, LPW) at 4000k, and 18,900 lumens (140 LPW) at 5000k.\*
- Universal 120-277 AC voltage (50-60Hz) is standard.
- Step-down transformers are required for 347-480V applications. Use optional transformer cover box for enclosed wire connections (see page two for details).
- 0-10vdc dimming drivers are standard.
- Power factor > 0.90.
- Total harmonic distortion < 20%.
- Color rendering index > 80.
- Painted steel housing.
- Easy installation in new construction or retrofit.
- Chain-mount kits (includes v-hooks and 1/8" thick, 1-meter long chain) are standard.
- Options include lenses (clear & diffused), wire-guard kits surface-mounting kits, pendant-mounting kits, and cable-mounting kits.

\* Contact factory for other color temperatures and lumen packages.

\*\* L<sub>70</sub> hours are IES TM-21-11 calculated hours.

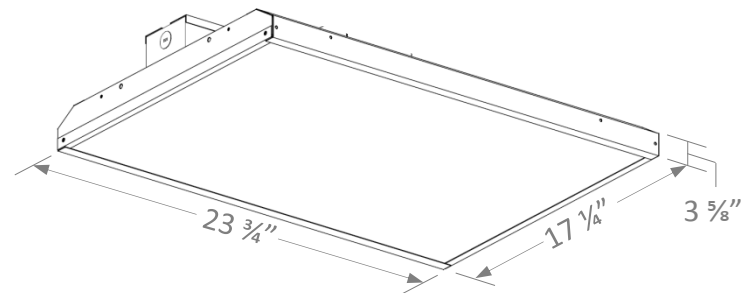
## WARRANTY & LISTINGS

- cULus listed for damp locations in ambient temperatures from -20°C to 50°C (-4°F to 122°F).
- DLC premium approved.
- Complies with RoHS (Restriction on Hazardous Substances) requirements
- Complies with FCC Part 15, class A.
- Complies with IEEE C.62.41-1991, input transient protection (2.5kV).
- 5-year warranty of all electronics and housing.

## MOUNTING OPTIONS

- Chain mounting with V-hooks is standard.
- Optional surface mounting kit provides attachment to flat ceilings.
- Optional pendant mounting kit provides pendant attachment to 1/2" rigid conduit.
- Optional cable mounting kits provide suspension at two lengths (i.e., 3 & 5 meters).

## DIMENSIONS



Weight: 12.7 lbs.

## ORDERING INFORMATION

**Example:** LEDFHB135-4K-MVDIM + LEDFHB135/140-CRLENS + LEDFHB135/140-WG + LEDFHB-SMK6  
(135 watt high bay, 4000k, 0-10vdc dimming, + clear lens + wire guard + surface-mount kit)

Model	Luminaire Watts	Luminaire Lumens	Lumens Per Watt	Color Temperature	Options (Order Separately)
LEDFHB135-4K-MVDIM	135	18,630	138	4K = 4000k	LEDFHB135/140-CRLENS = Clear lens
LEDFHB135-5K-MVDIM	135	18,900	140	5K = 5000k	LEDFHB135/140-DIFLENS = Diffuse lens
					LEDFHB135/140-WG = Wire-guard kit
					LEDFHB-SMK6 = Surface-mount kit, 6 LED modules
					LEDFHB-PMK = Pendant-mount kit
					LEDFHB-CMK3 = Cable-mounting kit, 3 meters long
					LEDFHB-CMK5 = Cable-mounting kit, 5 meters long
					KTAT-250-480-277/A = 347/480V to 277V transformer, 250W
					KTAT-375-480-277/A = 347/480V to 277V transformer, 375W
					BLPSDXTX-COVER = Transformer cover box

## ELECTRICAL DATA

Model	Color Temp.	CRI <sup>1</sup>	Luminaire Lumens	Luminaire Watts	Lumens/Watt	Input Voltage <sup>2</sup>	Input Current (A)			Power Factor	THD <sup>3</sup>	L <sub>70</sub> Hours <sup>4</sup>
							120V	240V	277V			
LEDFHB135-4K-MVDIM	4000k	>80	18,630	135	138	120-277	1.13	0.56	0.49	>90%	<20%	122,000
LEDFHB135-5K-MVDIM	5000k	>80	18,900	135	140	120-277	1.13	0.56	0.49	>90%	<20%	122,000

<sup>1</sup> Color rendering index.

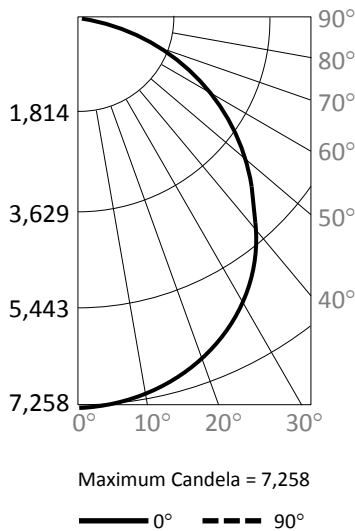
<sup>2</sup> All 50-60Hz.

<sup>3</sup> Total harmonic distortion.

<sup>4</sup> L<sub>70</sub> refers to the number of hours at which lumen output declines to 70% of the initial level. L<sub>70</sub> hours are IES TM-21-11 calculated hours.

## PHOTOMETRIC DATA

### LEDFHB135-5K-MVDIM (18,900 Lumens)



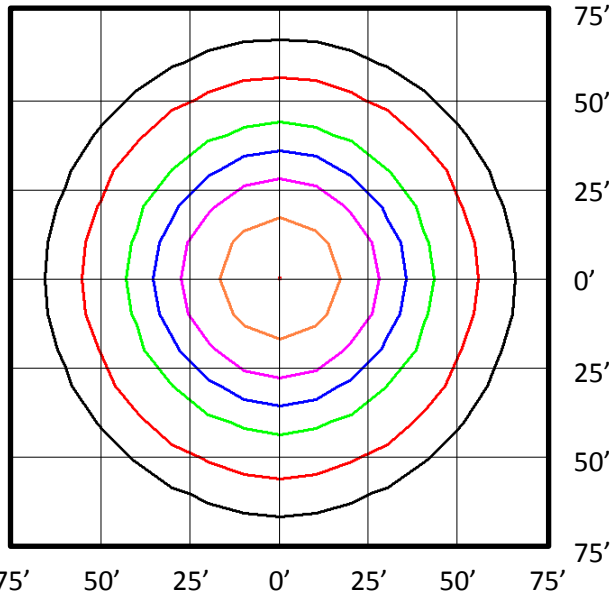
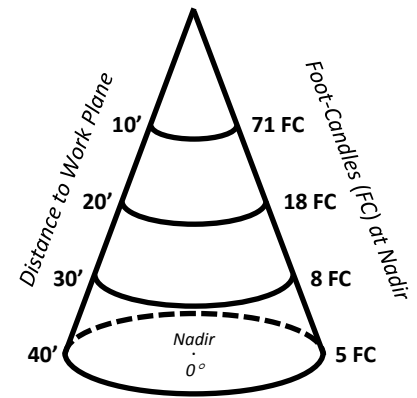
#### Candlepower Summary

	0°	90°
0°	7,258	7,258
10°	7,133	7,129
20°	6,781	6,751
30°	6,123	6,102
40°	5,158	5,149
50°	3,949	3,892
60°	2,640	2,553
70°	1,464	1,390
80°	542	508
90°	0	0

#### Zonal Lumen Summary

Zone	Lumens	% Fixture
0° - 10°	687	3.6%
0° - 20°	2,661	14.1%
0° - 30°	5,647	29.9%
0° - 40°	9,206	48.7%
0° - 50°	12,741	67.4%
0° - 60°	15,667	82.9%
0° - 70°	17,651	93.4%
0° - 80°	18,656	98.7%
0° - 90°	18,900	100.0%
90° - 180°	0	0.0%
0° - 180°	18,900	100.0%

#### Cone of Light



#### Notes:

- Isofootcandle plots depict initial footcandles at grade.
- Gridlines represent units of mounting height of 25 feet.

#### Transformer Cover Box:

- Attach transformer to cover box.
- Make wiring connections.
- Attach transformer cover box assembly to luminaire driver enclosure.

