

Project:	
Type:	
Catalog #:	

## STANDARD



The LEDWPFC Series is a rugged, durable LED wall pack that provides full cutoff (i.e., zero upright and low glare at high angles). It is perfect for outdoor perimeter and area lighting, especially in settings required dark-sky compliance. With a die cast aluminum housing and a polycarbonate lens, the LEDWPFC Series will stand up to many years of punishing environmental conditions. High-efficacy, long-life LEDs provide both energy and maintenance cost savings compared to traditional, HID wall packs.

## FEATURES

- Available in 4000k (neutral white) and 5000k (cool white) color temperatures.\*
- Long-life LEDs provide 76,000 hours of operation with at least 70% of initial lumen output ( $L_{70}$ ).\*\*
- LEDWPFC50 provides 5,656 lumens and 120 lumens per watt (LPW) at 4000k, or 5,798 lumens and 123 LPW at 5000k.\*
- LEDWPFC80 provides 8,789 lumens and 113 LPW at 4000k, or 9,128 lumens and 117 LPW at 5000k.\*
- Full cutoff (zero lumens above the 90°, horizontal plane, and low glare in the 80° to 90° plane). BUG upright rating is U0.
- Uniform illumination with no visible LED pixilation.
- Universal 120-277 AC voltage (50-60Hz) is standard.
- 0-10vdc dimming capability is standard on LEDWPFC80.
- Power factor > 0.90.
- Total harmonic distortion < 20%.
- Color rendering index > 80.
- Die cast aluminum housing with durable, dark bronze, powder coat paint.
- Polycarbonate lens with seamless, silicone gasket to prevent leaks.
- Removable, threaded plugs for side attachment of 1/2" rigid electrical conduit, or for button photocells.
- Easy installation in new construction or retrofit.

\* Contact factory for other color temperatures and lumen packages.

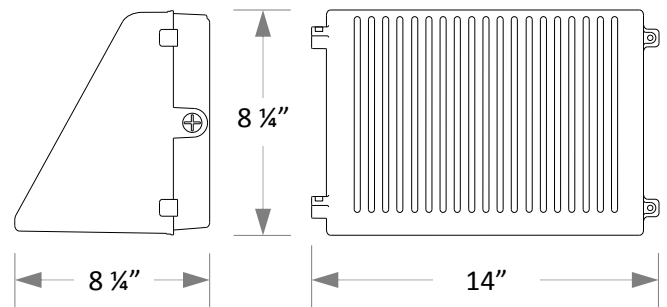
\*\*  $L_{70}$  hours are IES TM-21-11 calculated hours.



## WARRANTY & LISTINGS

- cULus listed for wet locations (-20°C to 40°C / -4°F to 104°F).
- IP65 rated.
- DLC standard approved.
- Complies with FCC Part 15 class B.
- Complies with EN61000-4-5, surge immunity (1kV minimum).
- Complies with EN61000-4-2 level 2 electrostatic discharge (4kV).
- 5-year warranty on all electronics and housing.

## DIMENSIONS



Weight: 6.8 lb.

## ORDERING INFORMATION

Model	Luminaire Watts	Luminaire Lumens	Lumens Per Watt	Color Temperature
LEDWPFC50W-4K	47	5,656	120	4K = 4000k
LEDWPFC50W-5K	47	5,798	123	5K = 5000k
LEDWPFC80W-4K	78	8,789	113	4K = 4000k
LEDWPFC80W-5K	78	9,128	117	5K = 5000k

## ELECTRICAL

Model	Color Temperature	CRI <sup>1</sup>	Luminaire Lumens	Luminaire Watts	Lumens Per Watt	Input Voltage <sup>2</sup>	Input Current (A)			Power Factor	THD <sup>3</sup>	L <sub>70</sub> Hours <sup>4</sup>
							120V	240V	277V			
LEDWPFC50W-4K	4000k	> 80	5,656	47	120	120-277	0.39	0.20	0.17	> 90%	< 20%	76,000
LEDWPFC50W-5K	5000k	> 80	5,798	47	123	120-277	0.39	0.20	0.17	> 90%	< 20%	76,000
LEDWPFC80W-4K	4000k	> 80	8,789	78	113	120-277	0.65	0.33	0.28	> 90%	< 20%	76,000
LEDWPFC80W-5K	5000k	> 80	9,128	78	117	120-277	0.65	0.33	0.28	> 90%	< 20%	76,000

<sup>1</sup> Color rendering index.

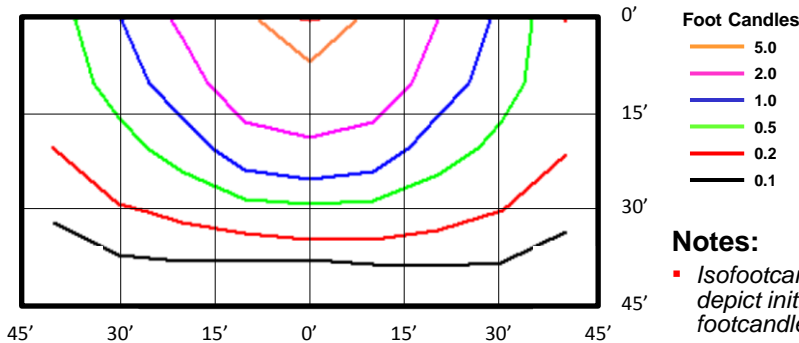
<sup>2</sup> All 50-60Hz.

<sup>3</sup> Total harmonic distortion.

<sup>4</sup> L<sub>70</sub> refers to the number of hours at which lumen output declines to 70% of the initial level. L<sub>70</sub> hours are IES TM-21-11 calculated hours.

## PHOTOMETRIC DATA

### LEDWPFC50W-5K (5,798 Lumens)



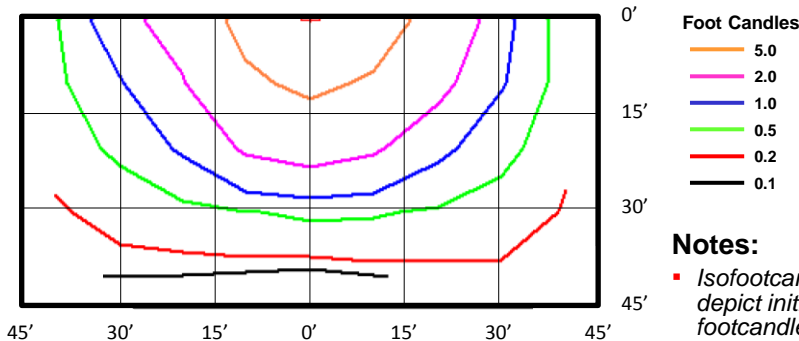
#### Notes:

- Isofootcandle plots depict initial footcandles at grade.
- Gridlines represent units of mounting height of 15 feet.

### BUG Rating: B2-U0-G1

Zone	Lumens	%
FL - Front - Low (0-30)	724	12%
FM - Front - Medium (30-60)	2,044	35%
FH - Front - High (60-80)	928	16%
FVH - Front - Very High (80-90)	49	1%
<b>Total Forward Light</b>	<b>3,745</b>	<b>65%</b>
BL - Back - Low (0-30)	681	12%
BM - Back - Medium (30-60)	1,131	20%
BH - Back - High (60-80)	230	4%
BVH - Back - Very High (80-90)	10	0%
<b>Total Back Light</b>	<b>2,053</b>	<b>35%</b>
UL - Up Light - Low (90-100)	0	0%
UH - Up Light - High (100-180)	0	0%
<b>Total Up Light</b>	<b>0</b>	<b>0%</b>
<b>Total Lumens</b>	<b>5,798</b>	<b>100%</b>

### LEDWPFC80W-5K (9,128 Lumens)



#### Notes:

- Isofootcandle plots depict initial footcandles at grade.
- Gridlines represent units of mounting height of 15 feet.

### BUG Rating: B3-U0-G1

Zone	Lumens	%
FL - Front - Low (0-30)	1,088	12%
FM - Front - Medium (30-60)	3,197	35%
FH - Front - High (60-80)	1,503	16%
FVH - Front - Very High (80-90)	62	1%
<b>Total Forward Light</b>	<b>5,849</b>	<b>64%</b>
BL - Back - Low (0-30)	1,062	12%
BM - Back - Medium (30-60)	1,871	21%
BH - Back - High (60-80)	332	4%
BVH - Back - Very High (80-90)	13	0%
<b>Total Back Light</b>	<b>3,279</b>	<b>36%</b>
UL - Up Light - Low (90-100)	0	0%
UH - Up Light - High (100-180)	0	0%
<b>Total Up Light</b>	<b>0</b>	<b>0%</b>
<b>Total Lumens</b>	<b>9,128</b>	<b>100%</b>