

Project:	
Type:	
Catalog #:	



Shown with standard trunnion mount



Shown with optional yoke mount

STANDARD



The LEDMPAL series is a group of architectural LED area luminaires designed to illuminate parking areas, pathways, building facades, loading docks, and a wide variety of other large, general site lighting applications. Multiple mounting options make the LEDMPAL a versatile luminaire for flood lighting, pole-, ground- and wall-mounted area lighting, and other outdoor lighting requirements.

FEATURES

- Available in 3000k (warm white), 4000K (neutral white) and 5000K (cool white).*
- Long-life LEDs provide 57,000 hours of operation with at least 70% of initial lumen output (L_{70}).**
- Standard optic provides an IES roadway type V distribution, or a 7V (vertical) x 7H (horizontal) NEMA floodlight distribution.
- Type III models deliver 36,888 lumens & 121 lumens per watt (LPW) at 3000k, 4000k and 5000k.***
- Type V models deliver 30,857 lumens & 102 LPW at 3000k; 37,597 lumens & 124 LPW at 4000k; and 38,122 lumens & 125 LPW at 5000k.
- Universal 120-277 AC voltage (50-60Hz) is standard.
- 0-10vdc dimming capability is standard.
- Power factor > 0.90.
- Total harmonic distortion < 20%.
- Color rendering index > 80.
- Optional full glare shields, half glare shields & wire guards are available.
- Die cast aluminum housing with durable, dark bronze powder coat finish, and a heat-resistant polycarbonate lens.
- Wireway enclosure is sealed with a water-tight, silicon rubber gasket.
- Effective projected areas (EPA's) are:
 - Front = 0.37 square feet
 - Side = 0.51 square feet
 - Face = 1.74 square feet
- Threaded receptacle ($\frac{1}{2}$ " NPS) for photocell. Optional arms and slip-fitters provide additional photocell mounting options.
- Easy installation in new construction or retrofit applications.

* Contact factory for other color temperatures and lumen packages.
** L_{70} hours are IES TM-21-11 calculated hours.

WARRANTY & LISTINGS

- cULus listed for wet locations (-30°C to 40°C / -22°F to 104°F)
- IP65 rated.
- DLC standard approved (except as noted below).
- Complies with FCC Part 15, Class B.
- Complies with EN61000-4-5, surge immunity (2kV).
- 5-year warranty on all electronics and housing.

MOUNTING OPTIONS

- Trunnion mount is standard.
- Slip-fitter mount provides attachment to poles (2 $\frac{3}{8}$ " O.D. tenon).
- Steel arm mount provides secure attachment to flat surfaces.
- Yoke mount models are available by special order.



Steel Arm Mount Option

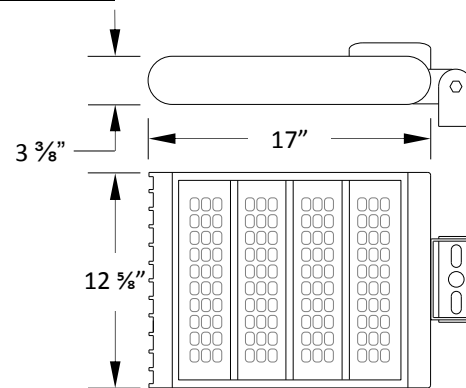


Slip-Fitter Mount Option



Yoke Mount Option

DIMENSIONS



Weight: 17.3 lb.

ORDERING INFORMATION

Examples: (Slip-Fitter, Type III): LEDMPAL300-T-4K-T3 + LEDMPAL-SF-80/300
(Yoke, Type V): LEDMPAL300-Y-4K (no options available)
(Arm, NEMA 7H x 7V) LEDMPAL300-T-4K + LEDMPAL-A-80/300

Model	Mounting Type	Luminaire Watts	Color Temp.	Distribution Type**	Luminaire Lumens	Lumens / Watt	Options* (Order Separately)
LEDMPAL300	T = Trunnion* Y = Yoke	304	3K = 3000k 4K = 4000k 5K = 5000k	T3 = Type III***	36,888	121	LEDMPAL-SF-80/300 = Slip-Fitter Mount LEDMPAL-A-80/300 = Steel Arm Mount MPAL220/300-FGS = Full Glare Shield MPAL220/300-HGS = Half Glare Shield MPAL220/300-WG = Wire Guard
				T3 = Type III	36,888	121	
				T3 = Type III	36,888	121	
			Type V	30,857	102		
				Type V	37,597	124	
				Type V	38,122	125	

* Note: For Slip-Fitter or Steel Arm mounting, order a luminaire with the standard Trunnion mount installed (LEDMPAL300-T), and either the Slip-Fitter (LEDMPAL-SF-80/300) or Steel Arm (LEDMPAL-A-80/300). The Slip-Fitter and Steel Arm mounts are shipped in separate cartons than the luminaire, and are field-installed after removing the standard Trunnion mount.

** Note: Type V distribution is standard, and requires no order suffix (see example above). For NEMA flood 7H x 7V distributions, order the Type V option.

*** Note: DLC 4.2 listing is pending.

ELECTRICAL DATA

Model	Color Temperature	CRI ¹	Luminaire Lumens	Luminaire Watts	Lumens Per Watt	Input Voltage ²	Input Current (A)			Power Factor	THD ³	L ₇₀ Hours ⁴
							120V	240V	277V			
LEDMPAL300-3K-T3	3000k	> 80	36,888	304	121	120-277	2.53	1.27	1.10	> 90%	< 20%	57,000
LEDMPAL300-4K-T3	4000k	> 80	36,888	304	121	120-277	2.53	1.27	1.10	> 90%	< 20%	57,000
LEDMPAL300-5K-T3	5000k	> 80	36,888	304	121	120-277	2.53	1.27	1.10	> 90%	< 20%	57,000
LEDMPAL300-3K	3000k	> 80	30,857	304	102	120-277	2.53	1.27	1.10	> 90%	< 20%	57,000
LEDMPAL300-4K	4000k	> 80	37,597	304	124	120-277	2.53	1.27	1.10	> 90%	< 20%	57,000
LEDMPAL300-5K	5000k	> 80	38,122	304	125	120-277	2.53	1.27	1.10	> 90%	< 20%	57,000

¹ Color rendering index.

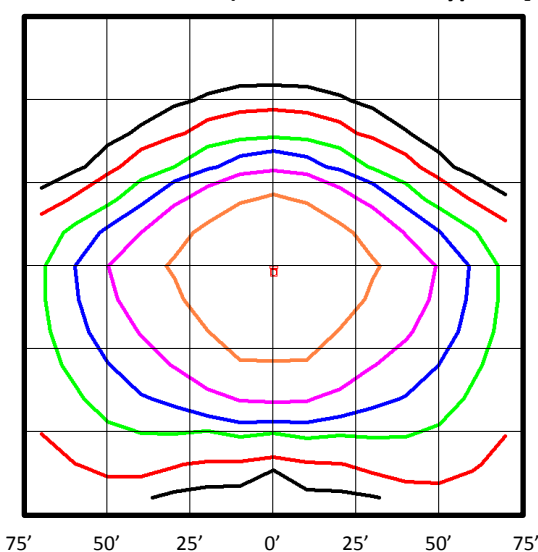
² All 50-60Hz.

³ Total harmonic distortion.

⁴ L₇₀ refers to the number of hours at which lumen output declines to 70% of the initial level. L₇₀ hours are IES TM-21-11 calculated hours.

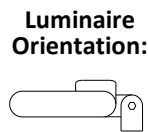
PHOTOMETRIC DATA

LEDMPAL300-5K (36,888 Lumens , Type III [T3] Distribution)



Foot Candles

- 5.0
- 2.0
- 1.0
- 0.5
- 0.2
- 0.1



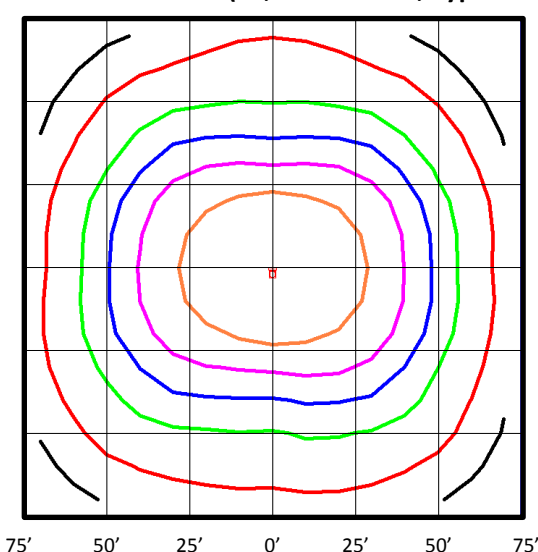
Notes:

- Isofootcandle plots depict initial footcandles at grade.
- Gridlines represent units of mounting height of 25 feet.

BUG Rating: B4-U3-G3

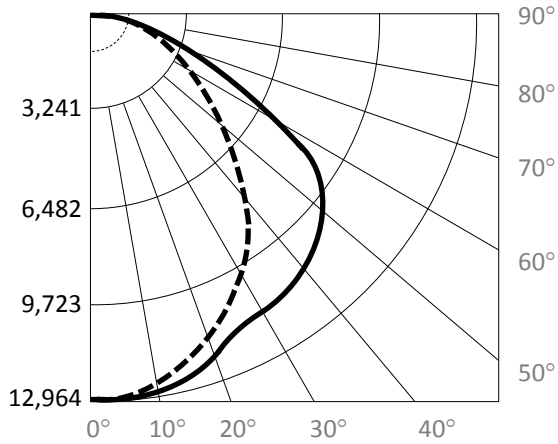
Zone	Lumens	%
FL - Front - Low (0-30)	4,254	12%
FM - Front - Medium (30-60)	12,518	34%
FH - Front - High (60-80)	5,719	16%
FVH - Front - Very High (80-90)	283	1%
Total Forward Light	22,774	62%
BL - Back - Low (0-30)	4,171	11%
BM - Back - Medium (30-60)	8,041	22%
BH - Back - High (60-80)	1,739	5%
BVH - Back - Very High (80-90)	74	0%
Total Back Light	14,025	38%
UL - Up Light - Low (90-100)	5	0%
UH - Up Light - High (100-180)	84	0%
Total Up Light	89	0%
Total Lumens	36,888	100%

LEDMPAL300-5K (38,122 Lumens , Type V Distribution)



BUG Rating: B5-U3-G3

Zone	Lumens	%
FL - Front - Low (0-30)	4,949	13%
FM - Front - Medium (30-60)	10,244	27%
FH - Front - High (60-80)	3,821	10%
FVH - Front - Very High (80-90)	409	1%
Total Forward Light	19,423	51%
BL - Back - Low (0-30)	4,755	12%
BM - Back - Medium (30-60)	10,039	26%
BH - Back - High (60-80)	3,424	9%
BVH - Back - Very High (80-90)	376	1%
Total Back Light	18,595	49%
UL - Up Light - Low (90-100)	8	0%
UH - Up Light - High (100-180)	96	0%
Total Up Light	104	0%
Total Lumens	38,122	100%



Maximum Candela = 12,964

— Horizontal
- - - Vertical

NEMA Floodlight Type Data

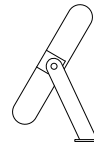
Field Angles:

- Horizontal 160°
- Vertical 166°

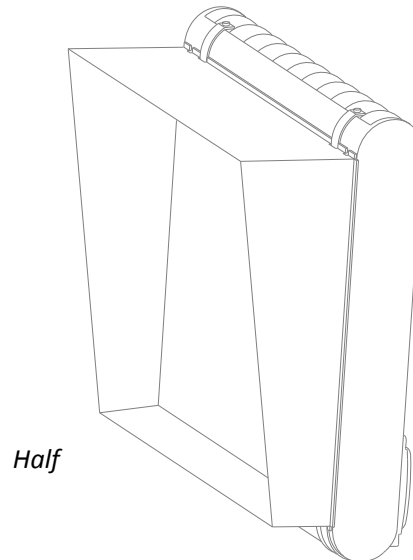
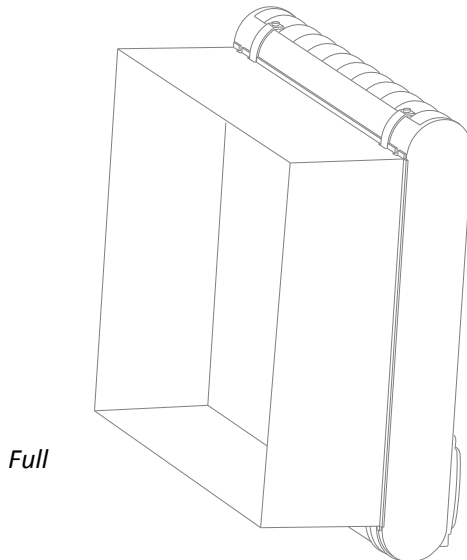
NEMA Type:

- Horizontal 7H
- Vertical 7V

Luminaire Orientation:



Shields



Wire Guards

