

EPC-A-1

20A Emergency Power Control
(Junction Box/Fixture Mount)

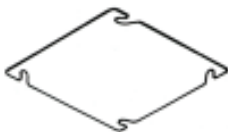
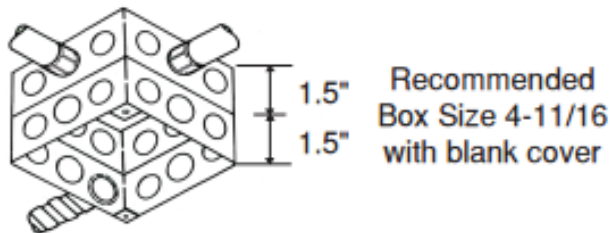
Project:

Model No.:

Comments:



MOUNTING



Winner LFI
Innovation
Award

APPLICATION

In the past, emergency lights were kept on 24 hours a day to meet life safety codes. Now, you can use a UL 924 listed **Emergency Power Control, Model EPC-A-1**, to convert regular light fixtures into approved emergency lights. The **EPC-A-1** saves energy and money while ensuring compliance with both life safety and energy codes.

During normal operation, the same room switch, occupancy sensor, relay panel, or lighting control switches regular and emergency fixtures on and off simultaneously.

During a utility power interruption, the **EPC-A-1** automatically bypasses the regular lighting controls, turning the emergency lights ON, regardless of switch position.

The **EPC-A-1** is ceiling or wall mounted in a junction box with a single gang plaster ring and is usually located in the area where the emergency fixtures are installed.

FEATURES

- Patented Automatic Diagnostic Feature

The unique feature of the EPC-A-1 is the ability to place the unit above the accessible ceiling tile because the unit does not require an accessible test switch. Instead, when the room switch is turned off, the emergency luminaires stay on for 2.5 seconds and indicate that an emergency power source was available and that the EPC-A-1, ballast, and lamp(s) are all functioning correctly. This feature replaces a test switch and is approved for this purpose.

- Power indicator LED for utility power (green)

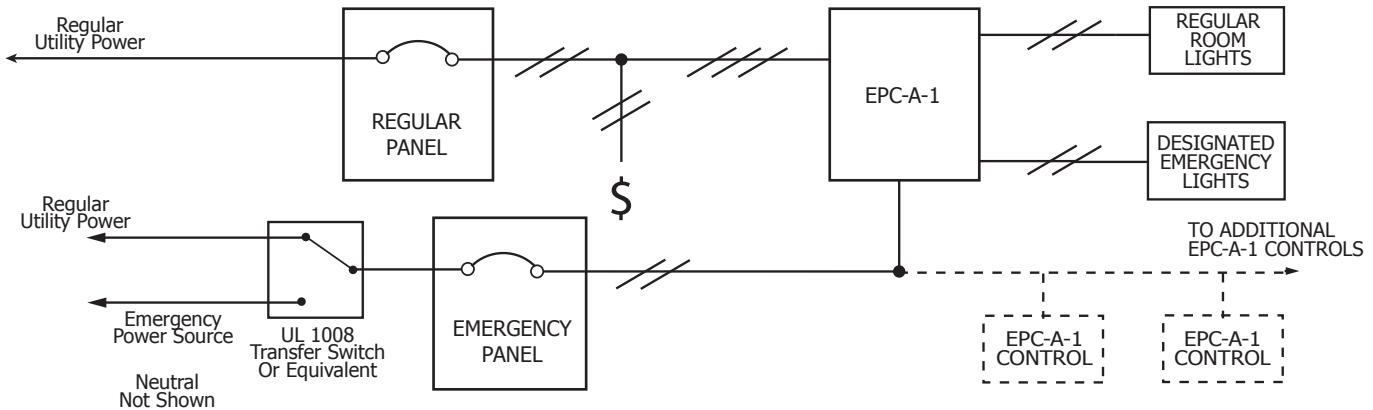


LED COMPATIBLE

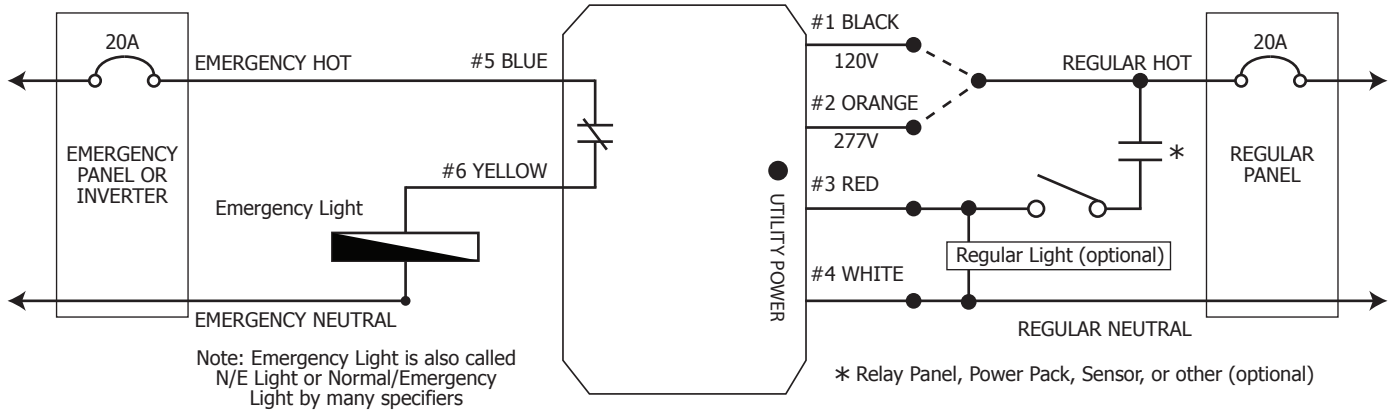


WARRANTY

SINGLE LINE DRAWING



WIRING DIAGRAM



SPECIFICATIONS

ELECTRICAL	MODEL NO.	EPC-A-1
	SENSING INPUT	120V / 277V
	LOAD RATING	120V - 277V (20A)
	BALLAST LOAD RATING	20A (120-277V)
	INCANDESCENT LOAD	1200W (120V) / 1500W (277V)
	WARRANTY	5 Year Replacement Warranty

MECHANICAL	MOUNTING	4-11/16" Junction Box w/ blank cover
	RATING	UL94V-0 Flame Rating
	SHIPPING WEIGHT	8 oz.
	TEMPERATURE	32°F - 140°F (0°C - 60°C)
	COLOR	BLACK
	SIZE (WITH MOUNTING EARS)	3-3/4" x 1-3/4" x 1-1/2"

ORDERING INFORMATION

EPC-A-1

- For canadian version, see EPC-A-1-cUL

ADDITIONAL RESOURCES

- Installation Sheet
- FAQ Sheet
- Alternative Wiring Sheet
- Terms & Conditions/Warranty Information